



# Vendro

ROTARY TEDDERS



# Vendro

## Rotary tedders



**Mechanical or hydraulic damper braces**  
for stable rides and optimum spreads and  
forage quality

Page 5

**Prop stand at the rear and wide storage stand  
at the front provide good stability and raise the  
wheels from the ground**

Page 5

**Large choice of KRONE rotary ted-  
ders: 3-point mounted and trailed**

Page 24



**Stylish light-weight plastic deck in a slop-  
ing design for effective self-cleaning**

Page 6

**Gauge wheels run close to the tines**

providing exact tine control and optimum  
forage quality


Page 10

**New KRONE OptiTurn tine**

lift and spread the crop in an ideal way

Page 11





The Vendro tedder stands out for its new styling which reflects of its modern and innovative technical design that features a number of novelties and refinements down to the smallest detail, offering maximum operator comfort and leading to excellent-quality forage.

*KRONE Vendro*  
*- Spezialised in quality!*

# Attachment and storage

Unmatched easy handling



## Absolutely compact

The V-shaped and compact frame brings the machine's centre of gravity very close to the tractor, significantly reducing the lift requirement so the machine can be operated by small tractors. At the same time, less weight is taken off the front axle and steering is not affected.



## Ground contouring

The headstock offers various coupling positions for the top link to implement various work heights. The top link goes in the elongated hole on those machines that have the leading gauge wheel. This type of attachment gives optimum contouring and ensures the material is picked up and spread cleanly and in a wide mat.



## Good footing

In storage position the tedder rests on two wide stands rather than on its own wheels. In this position, it is also easily attached and removed from the tractor.

## Compact and safe

- **Compact frame**  
for close attachment to the three-point linkage
- **Automatic alignment in the centre**  
when folding into transport position
- **Damper struts**  
for stable rides behind the tractor
- The compact design shifts less weight from the front axle and reduces lift requirement
- **Good stability**  
from stands at the front and rear

**The KRONE Vendro tedders impress by stable rides and convenient changeovers that are executed from the seat. With the rotors folded down and attachment close to the tractor, the centre of gravity is low and close to the tractor for safe road travel and space-saving storage.**






### Perfect guidance

The tedders have mechanical or hydraulic damper struts depending on specification. Hydraulic dampers are available for all machines as an option.

They bring the booms together – gently – as the machine is being raised out of work. Also, they absorb shockloads and vibrations and take out sway when tedding in curved lines so that every single blade of grass is picked up and tedded into perfect forage.

### An extra prop

The prop stand at the rear counterbalances the stroke of the damper struts as the machine is removed from the tractor. The stands raise the wheels from the ground avoiding tyre damage from long periods of storage.





# New details in a modern styling

That brings brand recognition



## Stylish deck

The sloping deck in the middle of the frame won't collect any debris or dirt. Its modern styling combines with a new colour scheme. The hoop guarding that surrounds the frame and the rotors is held in place by sturdy brackets. Perfectly formed, the hoops offer easy access, safe operation and maximum longevity.

## Fold-away agility

The fold-away hoops make sure the tedder is an agile machine despite being so compact, allowing it to make the tightest turns along field borders and on headlands.









# The KRONE OctoLink clutches

Frictional connections in any position

## Strong and efficient

- **KRONE OctoLink finger clutch** – eight fingers make frictional connections
- **The driveline to the rotors** is never cut
- **No risk of driveline damage** due to operator error
- **Maintenance-free driveline** minimises service and maintenance and maximises lifetime

**All Vendro tedders benefit from the tried-and-tested KRONE OctoLink finger clutches. The rugged units require no lubrication at all. This is the kind of dependable and low-maintenance machine you have always wanted.**



### Eight grippy fingers

Each rotor is driven by a well-proven finger clutch which consists of eight fingers that make a frictional and reliable connection inside the driveline. No matter which angle, the power flow to the next rotor is never cut off. The extremely robust finger clutches are absolutely lubrication-free, freeing you from time-consuming servicing and making you more productive.



### Very flexible

The eight-finger clutches make Vendro an enormous agile machine. They allow the outboard rotors to fold 180° towards the middle without any risk of damaging the driveline. Thanks to this enormous flexibility you can store the machine in tight space and travel at a reduced transport height.



# The gearboxes

Maintenance-free and reliable



## Standard freewheel

All tedders have a main gearbox with overrunning clutch as a standard feature which allows the rotors to phase out instead of stopping instantly when the pto is switched off, eliminating any risk of damage due to overrunning components.



## Low-maintenance and long-lasting

The rotor gearboxes are mounted under the robust frame where they are safe from exposure to the strains of work and operation. Sealed and filled with semi-fluid grease, the boxes are maintenance-free and extremely durable.



## The reduction gearboxes

It is possible to operate the rotors at lower speeds to produce narrow night swaths. This is implemented by optional ad-on gearboxes that are particularly beneficial in haymaking. In configuration two rotors form a pair each of which groups the material into one narrow swath that absorbs less moisture during the night and is spread again on the following day. This technique reduces the risk of variations in crop wilt in the same field.

## The drive line

- Standard overrunning clutch in the main gearbox maximises safety when turning off the machine
- Rotor gearboxes
  - Maintenance-free and liquid-grease lubricated
  - Long service life thanks to permanent lubrication and the cantilevered design
- **Reduction gearbox** (option) produces small night swaths for faster wilting

**The KRONE rotary tedders are designed to deliver perfect functionality. Key elements in this context are the main gearbox with a standard overrunning clutch and the maintenance-free and permanently lubricated rotor gearboxes.**



# The KRONE OptiTurn rotors

Superior conditioning of the forage



## Wheels running in close vicinity of the tines

Clad with big flotation tyres, the rotor wheels run as closely as possible to the tines for optimum contouring, avoiding unnecessary contamination for high-quality forage.




## Uniform spreads

For consistent spreads in any type of condition, the tine arms of two adjacent rotors overlap generously. A consistent mat of crop speeds up the process of wilting, allowing you to produce high-quality forage in narrow harvest windows.



## Bolted tine carriers

The robust plates that hold the tine arms are bolted to the rotor and secured by an extra plate under the tine arms – a heavy-duty design that also deals with high-volume crops.





## Unique details

- **The rotor wheels run extremely close to the rotor**  
providing optimum contouring
- **Curved 3D tines**  
lift and spread the crop perfectly
- **Rotors overlap**  
for clean and uniform spreads
- **Optimum spreads**  
for uniform wilting and highest-quality forage

The KRONE OptiTurn rotor design make real big-time. The special design sees the rotors overlap generously so the KRONE OptiTurn tines can lift the crop cleanly and spread it uniformly at an optimum width for fast wilts and optimum animal feed. This technology boosts your productivity not only in the field but also in the milking parlour.



### KRONE OptiTurn tines

An optimum quality of work is delivered by the new 3D tines. The curved shafts lift and throw the material with greater ease which is the first step in making clean and high-quality forage.

### Variable settings

The tines are attached to the tine arms with an eccentric plate. This allows you to alter the tine angle to one of three positions. The proper angle is important for good results in varying crop conditions and field contours.

### Unequal tine length for perfect work

The two shafts in one pair of tines are unequally long so their tips are always in parallel as they hover above the ground, lifting the material cleanly and without contamination. This so-called combing effect mixes the various layers of the mat for uniform and consistent wilts.



# The rotor tyres

Keeping in track



## Excellent guidance

- **Big flotation tyres**  
for gentle treading and sustained sward protection
- **Optimum rotor control**  
for perfect ground hugging and clean forage
- **Stable rides behind the tractor**  
also in curved passes
- **Anti-wrap guards**  
protect the wheels in long-haulmed crops

**Proper tyres are important in forage harvesting.**

**Therefore the KRONE tedders run on oversize flotation tyres that provide accurate control to the rotor, keeping the crop clean and protecting the sward by minimising the ground pressure.**




### Hovering over the ground

The rotor wheels run on big flotation tyres that give consistent control to the rotors and avoid contamination of the valuable forage. They also ensure the machine tracks reliably behind the tractor also in curved lines, leaving not a single blade of grass behind.



### Anti-wrap guards


Anti-wrap guards come as standard on the KRONE rotary tedders, preventing long-haulmed crops from wrapping around the wheels and legs and eliminating unnecessary hold-ups to free them from the grass. These anti-wrap guards can be complemented by extra plates for extra efficacy.





# Adjusting the angle of spreading

Optimises the conditioning quality



## Four setting options

All tedders have this pin-and-hole system as a standard feature which allows you to alter the spreading angle within a range of 13° to 19°. The spring-loaded pin adjusts the angle quickly and easily in four steps. No tools required, no pins need cottering.



## Shallow and steep spreading angles

The angle of spread controls the intensity of conditioning. A steep angle results in intensive tedding and a shallow angle in gentle turning. This way you are able to operate the machine to your specific needs.



## The right angle

- **Altering the angle of throw**  
alters the intensity of conditioning
- **A steep angle controls tedding,**  
a shallow angle controls turning
- **Easy adjustment**  
to 13°-19° angles without tools

**Tedding or turning? Vendro allows you to change from tedding to turning or vice versa at the spur of the moment. Simply change the spreading angle and the crop is conditioned at the required intensity.**



# The border spreading facility

And nothing is left behind



## Tedding away from the border

All Vendro models have border spreading control that throws the material away from the border and into the field so no crop is lost. All the running wheels are connected to each other via the border spreading control linkage, ensuring stable casting for uphill work and uniform spreads on steep slopes.



## Manual border spreading control

The border spreading facility on the Vendro 470 to 790 models is operated on this cable from the cab.



## Hydraulic border spreading control

The border spreading facility on the Vendro 820 to 1120 models is operated hydraulically from the cab. A standard feature on these models, it is also available as an option on all other machines. The gauge wheels are controlled steplessly by a central hydraulic ram on the border spreading mechanism.

## Perfect spreads

- **Standard border spreading control** avoids losses along boundaries
- **Manual control is standard specification** on Vendro 470 to 790
- **Convenient hydraulic control** from the cab is standard specification on Vendro 820 to 1120 and an option on Vendro 470 to 790 models

**We would be saving wrong if we wouldn't make border spreading control a standard feature on the Vendro tedders. The system spreads the material towards the middle of the machine when tedding along field boundaries. This is done easily by pulling a cable in the cab or operating the curtain hydraulically from the cab.**







# Which working widths go together?

Mowers (2.00 m to 6.20 m) and rotary tedders

You get optimum results when one swath is agitated by two rotors and when the tractor is not running on the swaths.

No. of rotors	4		6			8		10		
No. or arms/rotor	6	7	5	6	7	5	6	5	6	
Model	Vendro 470	Vendro 560	Vendro 620	Vendro 680	Vendro 790	Vendro 820	Vendro 900/T	Vendro 1020/T	Vendro 1120/T/C	
<b>Mowers</b>										
ActiveMow R 200	2.0									
ActiveMow R 240	2.4									
ActiveMow R 280 EasyCut F 280 M EasyCut F 280 EasyCut 28 CV EasyCut R 280 EasyCut R 280 CV EasyCut R 280 CR EasyCut 2800 CRi EasyCut 2801 CV	2.8									
ActiveMow R 320 EasyCut F 320 M EasyCut F 320 EasyCut F 320 CV EasyCut F 320 CR EasyCut R 320 CR EasyCut R 320 CV EasyCut TS 320 EasyCut TS 320 CV EasyCut TS 320 CR EasyCut TC 320 CV EasyCut TC 320 CR EasyCut 3200 EasyCut 3201 CV EasyCut 3200 CRi EasyCut 3210 CV EasyCut 3210 CRi	3.2									





No. of rotors	4		6			8		10	
No. or arms/rotor	6	7	5	6	7	5	6	5	6
Model	Vendro 470	Vendro 560	Vendro 620	Vendro 680	Vendro 790	Vendro 820	Vendro 900	Vendro 1020	Vendro 1120
<b>Mowers</b>									
EasyCut F 360 M EasyCut F 360 CV EasyCut F 360 CR EasyCut TS 360 CV EasyCut TS 360 CR	3.6								
EasyCut R 360	3.6								
EasyCut R 400	4.0								
EasyCut F 400 CV	4.0								
EasyCut 6210 CV	6.2								



# Which working widths go together?

Mower combinations (5.00 m to 10.10 m) and rotary tedders



No. of rotors		4		6			8		10		
No. or arms/rotor		6	7	5	6	7	5	6	5	6	
Model		Vendro 470	Vendro 560	Vendro 620	Vendro 680	Vendro 790	Vendro 820	Vendro 900	Vendro 1020	Vendro 1120	
Front/rear mower combinations											
2.8 / 2.8	5.0										
2.8 / 3.2	5.6										
3.2 / 3.2	6.0										
3.2 / 3.6	6.5										
3.6 / 3.6	7.0										





No. of rotors	4		6			8		10	
No. or arms/rotor	6	7	5	6	7	5	6	5	6
Model	Vendro 470	Vendro 560	Vendro 620	Vendro 680	Vendro 790	Vendro 820	Vendro 900	Vendro 1020	Vendro 1120
<b>Triple mower combination</b>									
EasyCut B 750 2.8/2.8/2.8	7.5								
EasyCut B 870 EasyCut B 870 CV EasyCut B 890 3.2 / 3.2 / 3.2	8.7								
EasyCut B 950 Collect EasyCut B 970 EasyCut B 1000 CV 3.6 / 3.2 / 3.6	9.6								
EasyCut B 970 EasyCut B 1000 EasyCut B 1000 CV 3.6 / 3.6 / 3.6	10.1								



# Vendro 470 · 560 · 620 · 680 · 790

Rotary tedders with 4 or 6 rotors



## Optimum tedding

- **Wide range of 4.70 m to 7.90 m work widths** to choose from
- **Mechanical dampers enhance ride comfort** and road safety
- **Standard mechanical border spreading feature** for loss-free tedding along boundaries
- **Headland position pre-setting feature is an option** for all models
- **Optional front-running gauge wheel for perfect ground contouring** in heavy going

Looking for a tedder that offers uncompromised tackle for grassland and pastureland and yet treats your crop gently and makes it wilt fast? Then these machines are for you. Even the smaller machines with four or six rotors are high performers both in hay and heavy crops.





### Small or big rotors

The models in this range differ in rotor size and number of tine arms, giving you the perfect choice to buy the outfit that's best for you, your business and your crops.



### Exact ground contouring

You can opt for an extra gauge wheel that runs ahead of the line of rotors, optimising their ground hugging ability in uneven terrain, avoiding contamination and boosting the quality of the forage.



### Mechanical dampers

Mechanical dampers cut out sway as the three-point mounted tedder tracks behind the tractor on steep slopes and in curves. They also align the machine at centre and stabilise it in transport position. Mechanical struts are standard specification, hydraulic units are an option.





# Vendro 820 - 900 - 1020 - 1120

Rotary tedders with 8 or 10 rotors



## The border spreading facility

All 8- to 10-rotor machines have hydraulic border spreading control that is conveniently operated from the cab. The system brings the machine at an angle relative to the border so all material is kept in the field.

## Hydraulic damping

The hydraulic dampers maintain a stable transport position and ensure quiet running behind the tractor. They also improve tracking in the field for uniform conditioning and optimum spreads.

## Convenient headland turns

You can conveniently preset the height to which you want to raise the machine on the headland so the outer rotors have the necessary ground clearance to avoid tedding the same area twice. This is a standard feature on Vendro 1020 and 1120 and an option on all other models.





## Making quality forage


- **Wide range of 8.20 m to 11.20 m working widths** to suit your needs
- **Standard hydraulic border spreading control**
- **Standard headland position pre-setting feature** on the 10-rotor models
- **Big flotation tyres increase ride comfort** and reduce compaction
- **Hydraulic damper struts** ensure excellent tracking and road travel without jolting

**The 8- and 10-rotor machines offer many ground-friendly features that turn your crop into high-quality forage whilst minimising losses. All major functions are controlled hydraulically for high operator comfort.**



### Ground contouring

The special KRONE design ensures the rotor wheels run in close vicinity to the tines. This ensures accurate ground hugging and adaptation of the tines to the ground contours, minimum losses and cleanest forage.





# Vendro T900 · T1020 · T1120 · C1120

The trailed generation



## More ground clearance

The transport running gear folds low enough to give the two rotors that do not fold up plenty of ground clearance for smooth travel also on bumpy terrain.



## Ready to go in no time

The entire folding process is carried out quickly and sequence-controlled via a double-acting spool. This cuts out the risk of operator error and minimises folding times. The use of check valves ensures that the booms won't lower or raise erroneously and eliminate the need to operate a cable.



## Perfectly poised

The Vendro T running gear which also carries the lights folds up and sits atop the rotors during work. With the running in this position, Vendro achieves a uniform distribution of the load which in turn translates into a uniform spread across the full work width.

## Compelling features

- **9.00 m to 11.20 m work widths**
- **Two-point mounted Vendro T, Vendro C with pivoting drawbar – with three-point attachment as an option**
- **Standard hydraulic border spreading control - No losses along the edges**
- **Optimum centre of gravity - smooth ride**

**The new design of the trailed KRONE Vendro series, coupled with innovative techniques, optimised guards and an unbeatable operating comfort, is a clear statement of what it was designed for: maximum reliability, maximum efficiency and top quality forage!**







### Shifting load

The Vendro C 1120 Plus features a three-point headstock as standard specification and a coil spring that shifts the load when approaching the headland and raising the rotors, thereby cutting out the risk of negative tongue load – an important detail when operating small or light-weight tractors.



### Hydraulic suspension for the transport axle

On the Vendro C 1120 hydraulic suspension of the running gear is an option, on the Vendro C 1120 Plus it is standard specification. In this specification, the lift-out ram takes off weight from the transport axle when the machine is in working position, thereby shifting weight to the rotors and the headstock and effectively avoiding the transport wheels scuffing the valuable sward. They continue serving effectively as gauge wheels.



### Work height control

Work height on Vendro C 1120 is adjusted mechanically or hydraulically as an option. This is done on one crank that sets the height for all tines simultaneously. This way, you can easily adjust the height to varying conditions.





# Technical data

## Rotary tedders



		Vendro 470	Vendro 560	Vendro 620	Vendro 680	Vendro 790	Vendro 820
<b>Work width</b>	approx. m	4.70 (15'5")	5.60 (18'5")	6.20 (20'4")	6.80 (22'4")	7.90 (25'11")	8.20 (26'11")
<b>Area output</b>	approx. ha/h	4.60 (11.4)	5.60 (13.8)	6.20 (15.3)	6.70 (16.6)	7.90 (19.5)	8.20 (20.3)
<b>Transport width</b>	m	2.75 (9'0")	2.99 (9'10")	2.75 (9'0")	2.90 (9'6")	2.99 (9'10")	2.90 (9'6")
<b>Storage height</b>	m	2.45 (8'1")	2.88 (9'5")	3.22 (10'7")	3.47 (11'5")	3.35 (10'12")	3.20 (10'6")
<b>Storage length</b>	m	2.17 (7'1")	2.48 (8'2")	2.18 (7'2")	2.32 (7'7")	2.38 (7'10")	2.24 (7'4")
<b>Tractor power</b>	min. kW/hp	25/34	37/50	37/50	44/60	48/65	48/65
<b>Weight</b>	Approx. kg (lbs)	750 (1653)	785 (1731)	925 (2039)	950 (2094)	1240 (2734)	1240 (2734)
<b>No. of rotors</b>		4	4	6	6	6	8
<b>No. of tine arms per rotor</b>		6	7	5	6	7	5
<b>Rotor diameter</b>	m	1.50 (4'11")	1.82 (5'12")	1.37 (4'6")	1.50 (4'11")	1.70 (5'7")	1.37 (4'6")
<b>Tyres on the rotors</b>		16x6.50-8	16x6.50-8	16x6.50-8	16x6.50-8	16x6.50-8	16x6.50-8
<b>Three-point mounted and casting</b>		yes	yes	yes	yes	yes	yes
<b>Border spreading control</b>	Standard	Mechanical	Mechanical	Mechanical	Mechanical	Mechanical	Hydraulic
	Option	Hydraulic	Hydraulic	Hydraulic	Hydraulic	Hydraulic	-
<b>Headland position</b>	Option	x	x	x	x	x	x
<b>Hydraulic damper braces</b>		Option	Option	Option	Option	Option	Option
<b>Attachment category</b>		Cat. II	Cat. II	Cat. II	Cat. II	Cat. II	Cat. II
<b>Hydraulic couplers</b>		1 sa	1 sa	1 sa	1 sa	1 da	2 da
<b>Spreading angle control</b>		13° - 19°	13° - 19°	13° - 19°	13° - 19°	13° - 19°	13° - 19°





		Vendro 900	Vendro T900	Vendro 1020	Vendro T1020	Vendro 1120	Vendro T1120	Vendro C1120
<b>Work width</b>	Approx. m	9.00 (29'6")	9.00 (29'6")	10.20 (33'6")	10.20 (33'6")	11.20 (36'9")	11.20 (36'9")	11.20 (36'9")
<b>Area output</b>	approx. ha/h	9.00 (22.2)	9.00 (22.2)	10.20 (25.2)	10.20 (25.2)	11.20 (27.7)	11.20 (27.7)	11.20 (27.7)
<b>Transport width</b>	m	2.90 (9'6")	2.90 (9'6")	2.90 (9'6")	2.90 (9'6")	2.90 (9'6")	2.90 (9'6")	2.95 (9'8")
<b>Storage height</b>	m	3.46 (11'4")	3.70 (12'2")	3.45 (11'4")	3.70 (12'2")	3.75 (12'4")	3.99 (13'1")	2.60 (8'6")
<b>Storage length</b>	m	2.36 (7'9")	3.90 (12'10")	2.38 (7'10")	3.85 (12'8")	2.53 (8'4")	3.85 (12'8")	5.00 (16'5")
<b>Tractor power</b>	min. kW/ hp	55/75	37/50	66/90	44/55	66/90	40/55	44/60
<b>Weight</b>	Approx. kg (lbs)	1340 (2954)	1560 (3439)	1560 (3439)	1810 (3990)	1650 (3638)	1900 (4189)	2300 (5071)
<b>No. of rotors</b>		8	8	10	10	10	10	10
<b>No. of tine arms per rotor</b>		6	6	5	5	6	6	6
<b>Rotor diameter</b>	m	1.50 (4'11")	1.50 (4'11")	1.37 (4'6")	1.37 (4'6")	1.50 (4'11")	1.50 (4'11")	1.50 (4'11")
<b>Tyres on the rotors</b>		16x6.50-8 16x9.50-8 (middle)	16x6.50-8 16x9.50-8 (middle)	16x6.50-8 16x9.50-8 (middle)	16x6.50-8 16x9.50-8 (middle)	16x6.50-8 16x9.50-8 (middle)	16x6.50-8 16x9.50-8 (middle)	16x6.50-8 16x9.50-8 (middle)
<b>Three-point mounted and castering</b>		yes	-	yes	-	yes	-	-
<b>Border spreading control</b>	Standard	Hydraulic	Hydraulic	Hydraulic	Hydraulic	Hydraulic	Hydraulic	
<b>Headland position</b>	Standard			x		x		x
	Option	X	-		-		-	
<b>Hydraulic damper braces</b>		Standard	-	Standard	-	Standard	-	-
<b>Attachment category</b>		Cat. II	Cat. II	Cat. II	Cat. II	Cat. II	Cat. II	Cat. II
<b>Hydraulic couplers</b>		2 da	2 da	2 da / 1 sa	2 da	2 da / 1 sa	2 da	1 da / 1 sa
<b>Spreading angle control</b>		13° - 19°	13° - 19°	13° - 19°	13° - 19°	13° - 19°	13° - 19°	13° - 19°





**Maschinenfabrik Bernard KRONE GmbH & Co. KG**

Heinrich-Krone-Straße 10

D-48480 Spelle

Telefon: +49 (0) 5977 935-0

info.ldm@krone.de | www.krone.de

Your local KRONE dealer